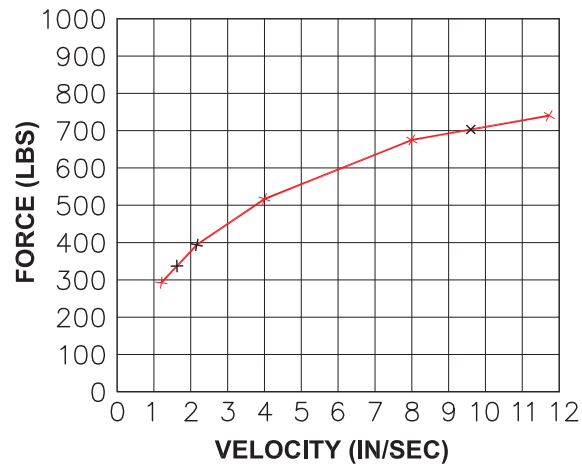
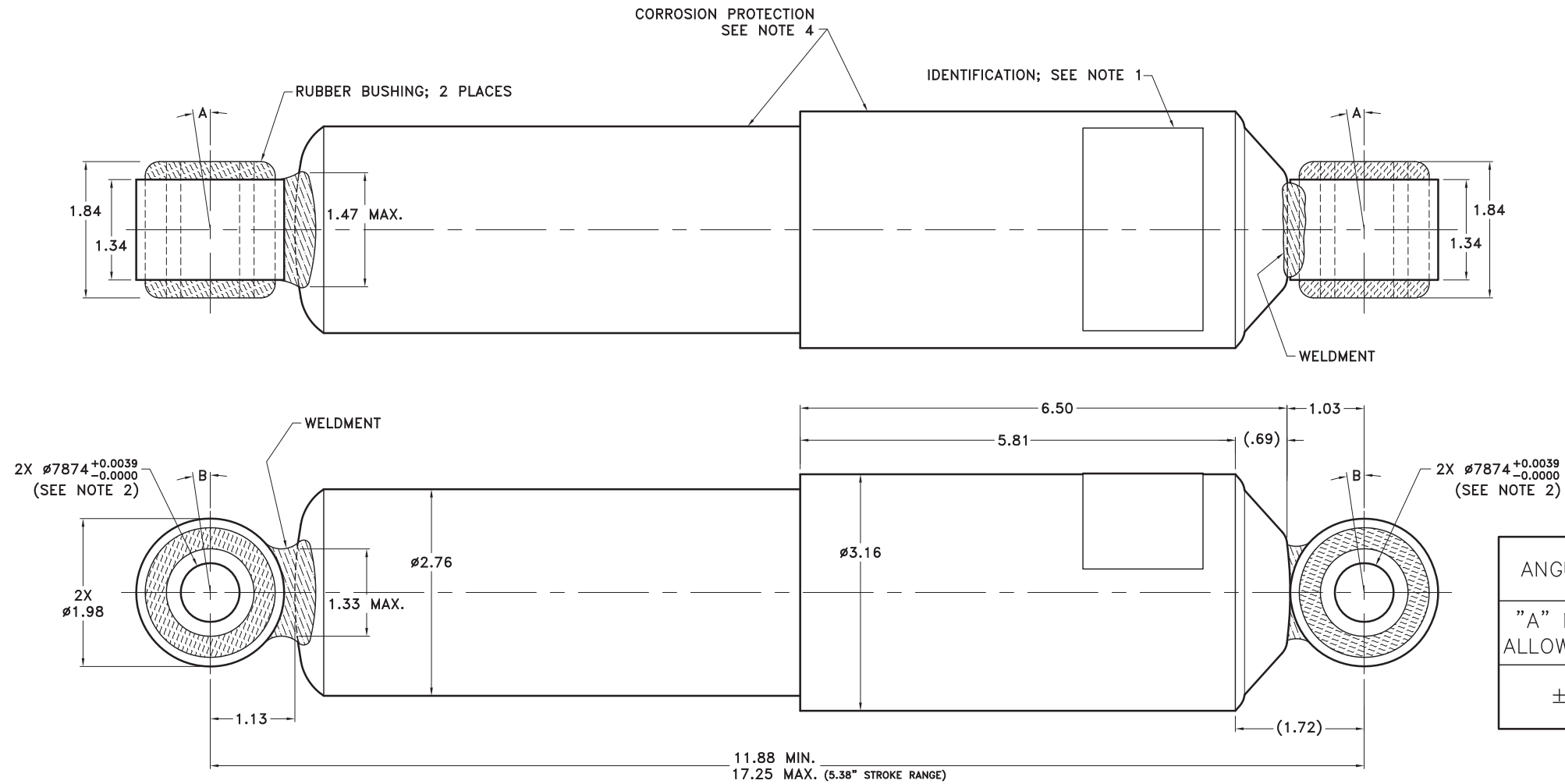


REPRESENTATIVE DAMPING CURVE...±15%



Extension = Compression

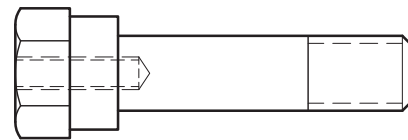


ANGULAR ROTATION	
"A" MAX ALLOWABLE	"B" MAX ALLOWABLE
±7°	±16°

01 HORIZONTAL SHOCK ABSORBER

B SUPPLIER NOTE:
KONI IS THE APPROVED SUPPLIER;
ANY ALTERNATIVE SUPPLIERS MUST BE APPROVED BY CENV AND QAAW.

DAMPING FORCE IN lbf	
v = 3.937 ips	
EXTENSION	COMPRESSION
517 ±15%	517 ±15%



02 PIN, SHOCK ABSORBER

- GENERAL NOTES:
1. THE PERMANENT I.D. LABEL SHALL INCLUDE: TYPE, SERIAL#, MFG. DATE, AND DAMPENING RESISTANCE.
 2. BUSHING BORES TO BE WITHOUT PAINT AND TREATED WITH CORROSION PROTECTION.
 3. REMOVE ALL BURRS AND SHARP EDGES.
 4. PROTECTIVE PAINT : RAL 7011 IRON GREY.
 5. PERFORMANCE AMBIENT TEMPERATURE -31°F TO 122°F.
 6. VENDOR SHALL PROVIDE THE CERTIFICATE OF CONFORMANCE.
 7. SHOCK ABSORBER RELIABILITY : MINIMUM 5 YEARS.

CONTROLLED

Item No.	QTY	Part Number	Description	Material/Spec/Dimensions/Weight	Rev.	Description	Date	By	TOLERANCES UNLESS OTHERWISE INDICATED DECIMALS .XX ± .01 .XXX ± .005 .XXXX ± .0010 ANGLES ±.5° Dimension Units <input type="checkbox"/> MILLIMETERS <input checked="" type="checkbox"/> INCHES	Drawn by R. DellaPenna Engr. Approval Jose R. Granados - E007214	Int. Date RD Aug 5, '13 Int. Date	Approved by Manuel A. Lopez Int. Date	Scale 1:2 or AS NOTED	IF THIS DOCUMENT IS NOT MARKED "CONTROLLED" IN RED, THEN IT SHOULD BE USED AS REFERENCE ONLY.	Sheet Size B	Next Assembly	Part. No. B18-35-5007	Dwg. No. WDB18355007-B	Sheet: 1 of 1
02	2	B18-35-5045	PIN	STEEL, SAE J429, G5; 3.31 LBS.															
01	1	B18-35-5007	SHOCK ABSORBER		B	Added Special Supplier Note	12/5/13	RD											
Material List					A	Revised Part & Dwg No.; was B18352007	9/24/13	RD											

M WASHINGTON METROPOLITAN AREA TRANSIT AUTHORITY
metro
Title 2K/3K SERIES
TRUCKS AND SUSPENSION
HORIZONTAL DAMPER
Part. No. B18-35-5007
Dwg. No. WDB18355007-B